

Consumer Breathalyzer

AT800 Fuel Cell Alcohol Tester

FEATURES

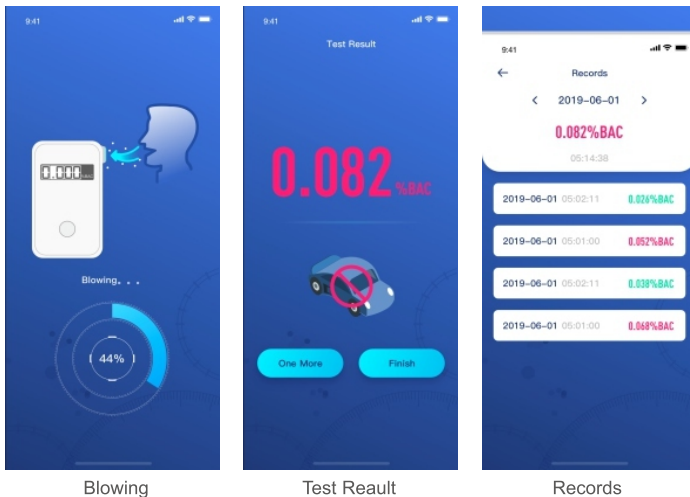
- Fuel cell sensor-accuracy and reliance
- Switchable result units(mg/l,g/l,%BAC,‰BAC)
- Adjustable alarming threshold
- Anti-backflow mouthpiece for health and safety
- Bluetooth connects to smartphone App
- OLED screen display




APPLICATION

Car, home, workshop, office, restaurant, etc.

MENU OPERATION




APPREANCE



1	Breath Sample Outlet	5	Indicative Light
2	Display	6	Breath Sample inlet
3	Button	7	Battery Cover
4	Keychain		

DISPLAY



1	Battery Capacity
2	Measurement Unit
3	Test Result

SPECIFICATIONS

Sensor Type	Fuel cell	Testing Time	< 5 Sec
Detection Range	0.00 - 0.40%BAC, 0.00-4.00‰BAC 0.00 - 2.00mg/L; 0.00 - 4.00g/L	Display	OLED screen
		Power	1×AAA battery
Accuracy	±0.005%BAC at 0.05%BAC	Working Environment	0°C - 50°C, ≤95% RH, No dews
Pre-set Level	0.05%BAC; 0.50‰BAC; 0.25mg/L; 0.50g/L	Working Time	>1000 blowing times (full charge)
Warm-up Time	<5 seconds	Dimensions	66mm*47mm*19mm @35g

Welcome to Hanwei !



汉威科技集团股份有限公司
Hanwei Electronics Group Corporation

ADD: No.169 Xuesong Road,National&HighTech Zone,
Zhengzhou 450001, Henan, China P.C: 450001

www.hwsensor.com

TEL: 86-371-67169070 / 80

FAX: 86-371-67169090

E-mail: sales@hwsensor.com